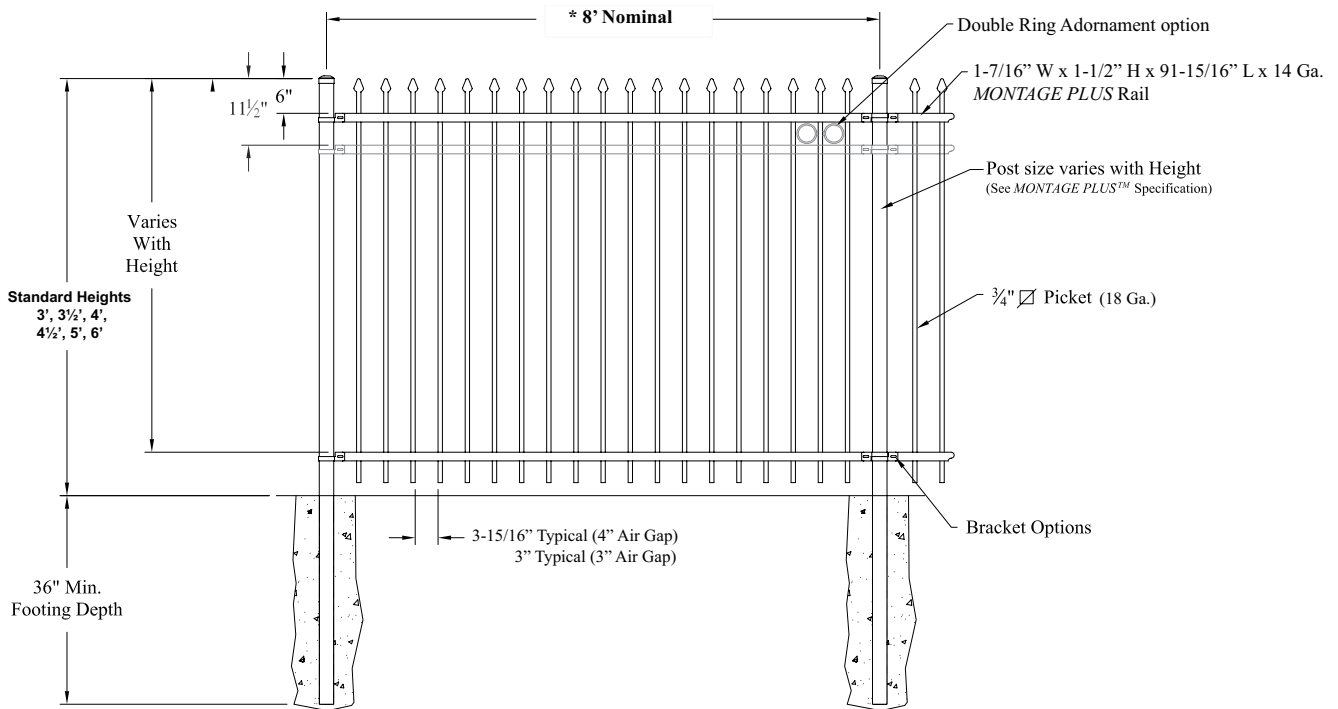


MONTAGE PLUS ATF[®]

WELDED COMMERCIAL ORNAMENTAL FENCE

TYPICAL PANEL DRAWING (Classic Style shown; Genesis, Majestic and Warrior also available)



*** Refer to Construction Specification Table on Page 2-9 for recommended (Post Spacing by Bracket Type)**

**E-COAT[™]
PROTECTION**

UNIQUE PROFUSION WELDING PROCESS
PATENT D466,620 6,811,145 7,071,439

**ATF[™]
RAKABLE DESIGN**
PATENT D466,621 7,071,439



- AUTOMATICALLY FUSION WELDED AT ALL INTERSECTIONS
- NO EXPOSED WELDS - VIRTUALLY SEAMLESS APPEARANCE
- GOOD NEIGHBOR PROFILE - SAME ON BOTH SIDES
- CONSISTENT HIGH QUALITY LEVEL - EVERY PANEL
- ZINC-PHOSPHATIZED GALVANIZED STEEL BASE MATERIAL



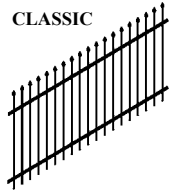
MONTAGE PLUS ATF® PANELS

1-888-333-3422
FAX: 1-877-926-3747

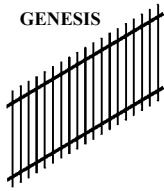


2-Rail (Standard) (4" Air Gap)

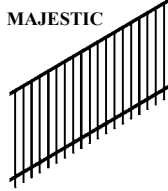
CLASSIC



GENESIS



MAJESTIC



WARRIOR



(NOMINAL) PANEL HEIGHT	ITEM NUMBER	PANEL WEIGHT	PALLET QUANTITY	STOCKING STYLE/COLOR
3' H	1R * <u>X</u> 234	42	30	MAJ/BLK
3-1/2' H	1R * <u>X</u> 240	48	30	MAJ/BLK
4' H	1R * <u>X</u> 246	52	30	MAJ/BLK
5' H	1R * <u>X</u> 258	61	30	CLS/BLK
6' H	1R * <u>X</u> 270	70	30	MAJ, CLS, GEN/BLK

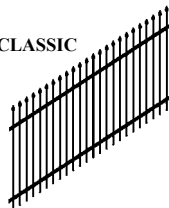
STYLE SELECTION = * **X = COLOR SELECTION**

MAJESTIC = M B = BLACK
 CLASSIC = C N = BRONZE
 GENESIS = G
 WARRIOR = W

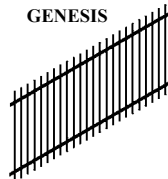
(8' Nominal) 92" Actual Panel Width
 3/4" Sq x 18 Ga. Picket = (19 - Pickets per Panel)

(3" Air Gap)

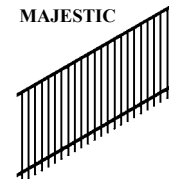
CLASSIC



GENESIS



MAJESTIC



(NOMINAL) PANEL HEIGHT	ITEM NUMBER	PANEL WEIGHT	PALLET QUANTITY	STOCKING STYLE/COLOR
3' H	1R * <u>X</u> 234-3	49	30	N/A
3-1/2' H	1R * <u>X</u> 240-3	55	30	N/A
4' H	1R * <u>X</u> 246-3	61	30	N/A
5' H	1R * <u>X</u> 258-3	72	30	N/A
6' H	1R * <u>X</u> 270-3	83	30	N/A

STYLE SELECTION = * **X = COLOR SELECTION**

MAJESTIC = M B = BLACK
 CLASSIC = C N = BRONZE
 GENESIS = G
 WARRIOR = N/A IN 3" AIR GAP

(8' Nominal) 92" Actual Panel Width
 3/4" Sq x 18 Ga. Picket = (24 - Pickets per Panel)

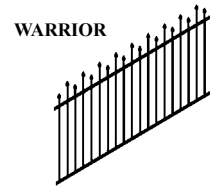
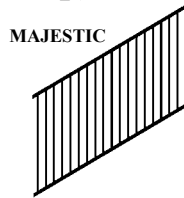
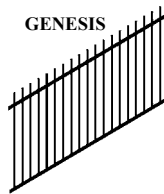
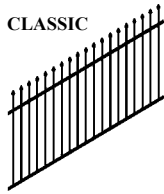
- * Stocking panel styles/colors may be purchased in less than pallet quantities, but would incur a \$75.00 packaging/handling service charge per item.
- * Non-Stocking panel styles/colors must be purchased in full pallet quantities.
- * Genesis panels in both Black and Bronze are packaged with (Black) 3/4" Sq picket plugs.

MONTAGE PLUS ATF® PANELS

 **AMERISTARFENCE.COM**

1-888-333-3422
FAX: 1-877-926-3747

2-Rail (Flush Bottom) (4" Air Gap)



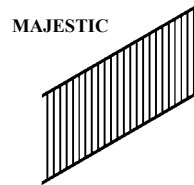
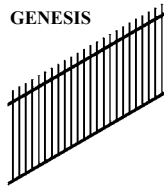
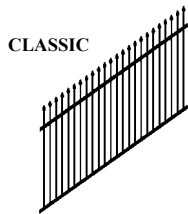
(NOMINAL) PANEL HEIGHT	ITEM NUMBER	PANEL WEIGHT	PALLET QUANTITY	STOCKING STYLE/COLOR
3' H	1R * <u>X</u> 234F	42	30	MAJ/BLK
3-1/2' H	1R * <u>X</u> 240F	48	30	MAJ/BLK
4' H	1R * <u>X</u> 246F	52	30	MAJ/BLK
5' H	1R * <u>X</u> 258F	61	30	CLS/BLK
6' H	1R * <u>X</u> 270F	70	30	MAJ, CLS, GEN/BLK

STYLE SELECTION = * **X** = **COLOR SELECTION**

MAJESTIC = **M** **B** = BLACK
CLASSIC = **C** **N** = BRONZE
GENESIS = **G**
WARRIOR = **W**

(8" Nominal) 92" Actual Panel Width
3/4" Sq x 18 Ga. Picket = (19 - Pickets per Panel)

(3" Air Gap)



(NOMINAL) PANEL HEIGHT	ITEM NUMBER	PANEL WEIGHT	PALLET QUANTITY	STOCKING STYLE/COLOR
3' H	1R * <u>X</u> 234F-3	49	30	N/A
3-1/2' H	1R * <u>X</u> 240F-3	55	30	N/A
4' H	1R * <u>X</u> 246F-3	61	30	N/A
5' H	1R * <u>X</u> 258F-3	72	30	N/A
6' H	1R * <u>X</u> 270F-3	83	30	N/A

STYLE SELECTION = * **X** = **COLOR SELECTION**

MAJESTIC = **M** **B** = BLACK
CLASSIC = **C** **N** = BRONZE
GENESIS = **G**
WARRIOR = N/A IN 3" AIR GAP

(8" Nominal) 92" Actual Panel Width
3/4" Sq x 18 Ga. Picket = (24 - Pickets per Panel)

- * Stocking panel styles/colors may be purchased in less than pallet quantities, but would incur a \$75.00 packaging/handling service charge per item.
- * Non-Stocking panel styles/colors must be purchased in full pallet quantities.
- * Genesis panels in both Black and Bronze are packaged with (Black) 3/4" Sq picket plugs.

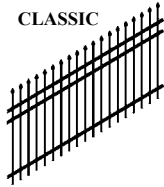
MONTAGE PLUS ATF® PANELS



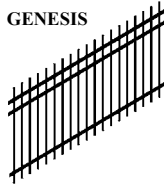
1-888-333-3422
FAX: 1-877-926-3747

3-Rail (Standard) (4" Air Gap)

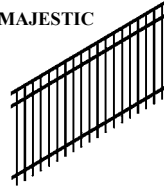
CLASSIC



GENESIS



MAJESTIC



WARRIOR



(NOMINAL) PANEL HEIGHT	ITEM NUMBER	PANEL WEIGHT	PALLET QUANTITY	STOCKING STYLE/COLOR
3' H	1R <u>*</u> <u>X</u> 334	50	30	MAJ/BLK
3-1/2' H	1R <u>*</u> <u>X</u> 340	56	30	MAJ/BLK
4' H	1R <u>*</u> <u>X</u> 346	60	30	MAJ, CLS, GEN/BLK
5' H	1R <u>*</u> <u>X</u> 358	69	30	MAJ, CLS, GEN/BLK
6' H	1R <u>*</u> <u>X</u> 370	78	30	MAJ, CLS, GEN/BLK

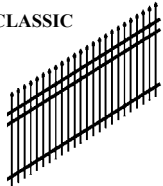
STYLE SELECTION = * **X = COLOR SELECTION**

MAJESTIC = M B = BLACK
CLASSIC = C N = BRONZE
GENESIS = G
WARRIOR = W

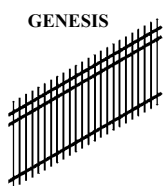
(8' Nominal) 92" Actual Panel Width
3/4" Sq x 18 Ga. Picket = (19 - Pickets per Panel)

(3" Air Gap)

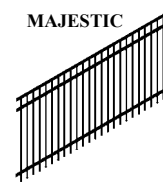
CLASSIC



GENESIS



MAJESTIC



(NOMINAL) PANEL HEIGHT	ITEM NUMBER	PANEL WEIGHT	PALLET QUANTITY	STOCKING STYLE/COLOR
3' H	1R <u>*</u> <u>X</u> 334-3	56	30	N/A
3-1/2' H	1R <u>*</u> <u>X</u> 340-3	63	30	N/A
4' H	1R <u>*</u> <u>X</u> 346-3	69	30	N/A
5' H	1R <u>*</u> <u>X</u> 358-3	80	30	N/A
6' H	1R <u>*</u> <u>X</u> 370-3	91	30	N/A

STYLE SELECTION = * **X = COLOR SELECTION**

MAJESTIC = M B = BLACK
CLASSIC = C N = BRONZE
GENESIS = G
WARRIOR = N/A IN 3" AIR GAP

(8' Nominal) 92" Actual Panel Width
3/4" Sq x 18 Ga. Picket = (24 - Pickets per Panel)

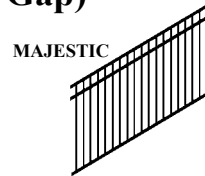
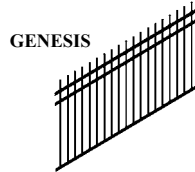
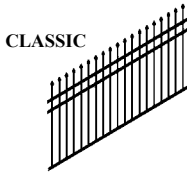
- * Stocking panel styles/colors may be purchased in less than pallet quantities, but would incur a \$75.00 packaging/handling service charge per item.
- * Non-Stocking panel styles/colors must be purchased in full pallet quantities.
- * Genesis panels in both Black and Bronze are packaged with (Black) 3/4" Sq picket plugs.

MONTAGE PLUS ATF® PANELS

 **AMERISTARFENCE.COM**

1-888-333-3422
FAX: 1-877-926-3747

3-Rail (Flush Bottom) (4" Air Gap)



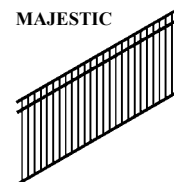
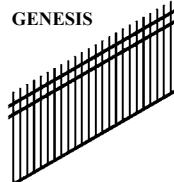
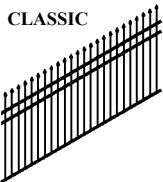
(NOMINAL) PANEL HEIGHT	ITEM NUMBER	PANEL WEIGHT	PALLET QUANTITY	STOCKING STYLE/COLOR
3' H	1R * <u>X</u> 334F	50	30	N/A
3-1/2' H	1R * <u>X</u> 340F	56	30	MAJ/BLK
4' H	1R * <u>X</u> 346F	60	30	MAJ/BLK
4-1/2' H	1R M <u>X</u> 354F	65	30	BLK (Available in Majestic Only)
5' H	1R * <u>X</u> 358F	69	30	N/A
6' H	1R * <u>X</u> 370F	78	30	MAJ/BLK

STYLE SELECTION = * X = **COLOR SELECTION**

MAJESTIC = **M** **B** = BLACK
CLASSIC = **C** **N** = BRONZE
GENESIS = **G**
WARRIOR = **W**

(8' Nominal) 92" Actual Panel Width
3/4" Sq x 18 Ga. Picket = (19 - Pickets per Panel)

(3" Air Gap)



(NOMINAL) PANEL HEIGHT	ITEM NUMBER	PANEL WEIGHT	PALLET QUANTITY	STOCKING STYLE/COLOR
3' H	1R * <u>X</u> 334F-3	56	30	N/A
3-1/2' H	1R * <u>X</u> 340F-3	63	30	N/A
4' H	1R * <u>X</u> 346F-3	69	30	MAJ/BLK
4-1/2' H	1R M <u>X</u> 354F-3	75	30	N/A (Available in Majestic Only)
5' H	1R * <u>X</u> 358F-3	80	30	N/A
6' H	1R * <u>X</u> 370F-3	91	30	MAJ/BLK

STYLE SELECTION = * X = **COLOR SELECTION**

MAJESTIC = **M** **B** = BLACK
CLASSIC = **C** **N** = BRONZE
GENESIS = **G**
WARRIOR = N/A IN 3" AIR GAP

(8' Nominal) 92" Actual Panel Width
3/4" Sq x 18 Ga. Picket = (24 - Pickets per Panel)

- * Stocking panel styles/colors may be purchased in less than pallet quantities, but would incur a \$75.00 packaging/handling service charge per item.
- * Non-Stocking panel styles/colors must be purchased in full pallet quantities.
- * Genesis panels in both Black and Bronze are packaged with (Black) 3/4" Sq picket plugs.

MONTAGE PLUS ATF®



1-888-333-3422
FAX: 1-877-926-3747

WIND LOADING

Montage Plus Wind Load Capacity

Height	Rail Length	Post Size	Pickets With 3.925" Air Space		Pickets With 2.990" Air Space	
			Wind Load Capacity Factor (PSF)	Typical Wind Load Capacity (MPH)	Wind Load Capacity Factor (PSF)	Typical Wind Load Capacity (MPH)
4'	8'	2-1/2" Square x 16 Ga.	66	179	57	166
5'	8'	2-1/2" Square x 16 Ga.	45.7	149	39	137
6'	8'	2-1/2" Square x 16 Ga.	32	125	28	116
7'	8'	2-1/2" Square x 14 Ga.	30	121	25	110
8'	8'	2-1/2" Square x 14 Ga.	24	107	20	98

Note: Mph values shown are provided for information only. They are calculated according to ANSI/ASCE 7-05, "American Society for Civil Engineers Minimum Design Loads for Buildings and Other Structures", Exposure Category C (open terrain with scattered obstructions having lengths, generally less than 30 feet), based on post setting in 36" deep concrete footer in soil assumed to be of mid-range strength and compaction. Since specified project conditions such as jurisdictional building codes, elevation of installation, post base/footer design, soil strength, etc., may change from project to project, a structural engineering evaluation, unique to applicable requirements and conditions, should be performed. Consult with your Ameristar Service Representative for an estimate on Engineering Analysis and P.E. Certification.

MONTAGE PLUS ATF®



POST RECOMMENDATIONS

See Specification on Page 2-9 for gate post recommendations and bracket recommendations.

Recommended Sizes for Montage Plus Posts

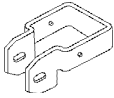
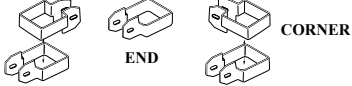
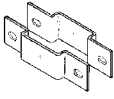
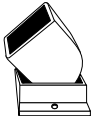

POST	PANEL HEIGHT
2-1/2" X 16 Ga.	Up to and including 6'

MONTAGE PLUS ATF®





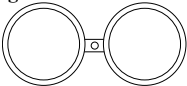
1-888-333-3422
FAX: 1-877-926-3747

BRACKETS

ITEM DESCRIPTION	BLACK		COLOR		SIZE	BAG QTY	BOX QTY	WT. EA.
	BLACK PART NO.	DEALER PRICE	BRONZE PART NO.	DEALER PRICE				
Montage Plus Universal Boulevard Bracket (Not for Invincible) 	BB112		BN112		2-1/2"	2	40	.15
	BB117		BN117 (N/S)		2"	2	80	.15
Made from high strength stainless steel. Works universally for lines, ends, and corners. Packaged 2 per bag with stainless steel #14 x 3/4" self-drilling screws, stainless steel 1/4" x 1-3/4" one-way bolts and stainless steel 1/4" tee nuts. MUST BE ORDERED IN BAG QUANTITIES.								
								
Montage Plus Line Bracket (Not for Invincible) 	BB116		BN116 (N/S)		2"	2	50	.72
	BB114		BN114		2-1/2"	2	50	.84
Used as a boulevard bracket around a post to join two adjacent panels in line. Packaged 2 per bag with stainless steel #14 x 3/4" self-drilling screws, stainless steel 1/4" x 1-3/4" one-way bolts and stainless steel 1/4" tee nuts. MUST BE ORDERED IN BAG QUANTITIES.								
Montage Plus Swivel Bracket (Not for Invincible) 	BB113		BN113 (N/S)		-	2	40	.20
For oblique angles. Packaged 2 per bag with stainless steel #10 x 3/4" self-drilling screws and #10 x 5/8" stainless steel flat head phillips screws. MUST BE ORDERED IN BAG QUANTITIES.								
Montage Plus Flat Mount Bracket (Not for Invincible) 	BB111		BN111		-	2	102	.27
Can be used to attach panels to walls, wood posts, etc. Packaged 2 per bag with stainless steel #14 x 3/4" self-drilling screws, stainless steel 1/4" x 1-3/4" one-way bolts, stainless steel 1/4" tee nuts and 1/4" drive rivets. MUST BE ORDERED IN BAG QUANTITIES.								

MONTAGE PLUS ATF® ADORNMENTS™



ITEM DESCRIPTION	BLACK		COLOR		SIZE	WEIGHT EACH
	BLACK PART NO.	DEALER PRICE	BRONZE PART NO.	DEALER PRICE		
Quad-Flare 	AB518		AN518		3/4"	.15
Fits atop 3/4" square pickets (press-fit). Heavy-duty cast aluminum. The four-sided flare design supports the popular traditional look when added to "Genesis™" style panels. (19 required per panel on standard (4") picket spacing; 24 required per panel on condensed (3") picket spacing).						
Triad 	AB520R		AN520R		3/4"	.15
Fits atop 3/4" square pickets (press-fit). Heavy-duty cast aluminum. Three distinct tips reflect the strong look of a barbed spear when added to "Genesis™" style panels. (19 required per panel on standard (4") picket spacing; 24 required per panel on condensed (3") picket spacing).						
Double Ring 	AB112		AN112 (N/S)		----	.7
Fits onto the face of 3/4" square pickets. Die cast aluminum. Can be mounted in a line between the top rails of 3-rail panels to give the look of an ornamental circle. (10 required per panel, not available for 3" Air Gap panels).						






N/S = Non Stock

MONTAGE PLUS ATF®



1-888-333-3422
FAX: 1-877-926-3747





FASTENERS

ITEM DESCRIPTION	BLACK		COLOR		SIZE	BOX QTY	WT. EA.
	BLACK PART NO.	DEALER PRICE	BRONZE PART NO.	DEALER PRICE			
One-Way Bolts 	3HB300P		3HN300P		1/4" x 1-3/4"	1	.04
	Stainless steel washered one-way bolt for commercial brackets.						
Tee Nuts 	7157BP		7157NP		1/4"	1	.01
	Stainless steel tee nuts for commercial brackets.						
Self-Drilling Screws 	HB524P		HN524P		#14 x 3/4"	1	.012
	HB539P		HN539P		#10 x 3/4"	1	.007
	Stainless steel hex head self-drilling screws for commercial brackets.						
Flat Head Phillips Screws 	H519P		-----		#10 x 5/8"	1	.005
	Stainless steel flat head screw for setting angle on Montage Plus swivel brackets.						
Drive Rivets 	HB558P		HN558P		1/4"	1	.001
	Drive rivets for flat mount brackets.						

MONTAGE PLUS ATF®

CUSTOM FINISHES



ITEM DESCRIPTION	BLACK		COLOR		WT. EA.
	BLACK PART NO.	DEALER PRICE	BRONZE PART NO.	DEALER PRICE	
Paint Pen 	PB100		PN100		.5
	Custom finishes in the two standard Montage Plus Fence colors.				
Zinc-Rich Paint Pen 	PZ100				.5
	Priming required for cut steel edges prior to application of Ameristar Custom Finishes. NOTE: All cut rail ends must be seal coated with Zinc Rich Primer and Ameristar's custom touch-up paint or the warranty is void.				
Spray Paint 	FB100		FN100		1.1
	Custom finishes in the two standard Montage Plus Fence colors.				
Zinc-Rich Primer 	FZ100				1.1
	Ideal for priming cut steel edges of Montage Plus Fence components prior to applying the appropriate custom finish color. NOTE: All cut rail ends must be seal coated with Zinc Rich Primer and Ameristar's custom touch-up paint or the warranty is void.				

AMERISTAR FENCE PRODUCTS

Montage Plus® - Steel Ornamental Fence System - Fusion Welded and Rakable

CONSTRUCTION SPECIFICATION - SECTION 32 31 00

PART 1 - GENERAL

1.01 WORK INCLUDED

The contractor shall provide all labor, materials and appurtenances necessary for installation of the welded ornamental steel fence system defined herein at **(specify project site)**.

1.02 RELATED WORK

Section _____ - Earthwork
Section _____ - Concrete

1.03 SYSTEM DESCRIPTION

The manufacturer shall supply a total fence system of **(specify Montage Plus ATF® standard picket space or Montage Plus® Pool, Pet & Play® 3" air space) Welded and Rakable** (ATF - All Terrain Flexibility) Ornamental Steel **(for standard picket space, specify Classic™, Majestic™, or Genesis™; for 3" air space, specify Classic™, Majestic™, Genesis™, or Warrior™) design.** The system shall include all components (i.e., panels, posts, gates and hardware) required.

1.04 QUALITY ASSURANCE

The contractor shall provide laborers and supervisors who are thoroughly familiar with the type of construction involved and materials and techniques specified.

1.05 REFERENCES

ASTM A653/A653M - Standard Specification for Steel Sheet, Zinc-Coated (Galvanized) or Zinc-Iron Alloy Coated (Galvannealed) by the Hot-Dip Process. ASTM B117 - Practice for Operating Salt-Spray (Fog) Apparatus. ASTM D523 - Test Method for Specular Gloss. 0020 ASTM D714 - Test Method for Evaluating Degree of Blistering in Paint. ASTM D822 - Practice for Conducting Tests on Paint and Related Coatings and Materials using Filtered Open-Flame Carbon-Arc Light and Water Exposure Apparatus. ASTM D1654 - Test Method for Evaluation of Painted or Coated Specimens Subjected to Corrosive Environments. ASTM D2244 - Test Method for Calculation of Color Differences from Instrumentally Measured Color Coordinates. ASTM D2794 - Test Method for Resistance of Organic Coatings to the Effects of Rapid Deformation (Impact). ASTM D3359 - Test Method for Measuring Adhesion by Tape Test. ASTM F2408 - Ornamental Fences Employing Galvanized Steel Tubular Pickets.

1.06 SUBMITTAL

The manufacturer's literature shall be submitted prior to installation.

1.07 PRODUCT HANDLING AND STORAGE

Upon receipt at the job site, all materials shall be checked to ensure that no damage occurred during shipping or handling. Materials shall be stored in such a manner to ensure proper ventilation and drainage, and to protect against damage, weather, vandalism and theft.

PART 2 - MATERIALS

2.01 MANUFACTURER

The fence system shall conform to **(specify Montage Plus standard picket space or Montage Plus Pool, Pet & Play, 3" air space) Welded and Rakable** (ATF - All Terrain Flexibility) Ornamental Steel **(for standard picket space, specify Classic, Majestic, Genesis, or Warrior; for 3" air space, specify Classic, Majestic, or Genesis) design.** **(specify extended picket or flush) bottom rail treatment.** **(specify 2-Rail, 3-Rail or 3-Rail with Double Rings) style** manufactured by Ameristar Fence Products, Inc., in Tulsa, Oklahoma.

2.02 MATERIAL

- A. Steel material for fence panels and posts shall conform to the requirements of ASTM A653/A653M, with a minimum yield strength of 45,000 psi (310 MPa) and a minimum zinc (hot-dip galvanized) coating weight of 0.60 oz/ft² (184 g/m²), Coating Designation G-60. A minimum of 62% of the steel material shall be derived from recycled scrap metal.
- B. Material for pickets shall be 1/2" square x 18 Ga. tubing. The rails shall be steel channel, 1.5" x 1.4375" x 14 Ga. Picket holes in the rail shall be spaced **(specify 4.675" o.c. for standard picket space or 3.500" o.c. for 3" air space).** Fence posts and gate posts shall meet the minimum size requirements of Table 1.

2.03 FABRICATION

- A. Pickets, rails and posts shall be pre-cut to specified lengths. Rails shall be pre-punched to accept pickets.
- B. Pickets shall be inserted into the pre-punched holes in the rails and shall be aligned to standard spacing using a specially calibrated alignment fixture. The aligned pickets and rails shall be joined at each picket-to-rail intersection by Ameristar's proprietary fusion welding process, thus completing the rigid panel assembly (Note: The process produces a virtually seamless, spatter-free good-neighbor appearance, equally attractive from either side of the panel).
- C. The manufactured panels and posts shall be subjected to an inline electrode position coating (E-Coat) process consisting of a multi-stage pretreatment/wash (with zinc phosphate), followed by a duplex application of an epoxy primer and an acrylic topcoat. The minimum cumulative coating thickness of epoxy and acrylic shall be 2 mils (0.058 mm). The color shall be **(specify Black or Bronze)**. The coated panels and posts shall be capable of meeting the performance requirements for each quality characteristic shown in Table 2. (Note: The requirements in Table 2 meet or exceed the coating performance criteria of ASTM F2408).
- D. The manufactured fence system shall be capable of meeting the vertical load, horizontal load, and infill performance requirements for Industrial weight fences under ASTM F2408.
- E. Gates shall be fabricated using fusion welded ornamental panel material and 1-3/4" sq. x 14 ga. gate ends. All rail and upright intersections shall be joined by welding. All picket and rail intersections shall also be joined by welding.

PART 3 - EXECUTION

3.01 PREPARATION

All new installation shall be laid out by the contractor in accordance with the construction plans.

3.02 INSTALLATION

Fence post shall be spaced according to Table 3, plus or minus 1/2". For installations that must be raked to follow sloping grades, the spacing dimension must be measured along the grade. Fence panels shall be attached to posts with brackets supplied by the manufacturer. Posts shall be set in concrete footers having a minimum depth of 36" (Note: In some cases, local restrictions of freezing weather conditions may require a greater depth). The "Earthwork" and "Concrete" sections of this specification shall govern material requirements for the concrete footer. Post settings by other methods such as plated posts or grouted core-drilled footers are permissible only if shown by engineering analysis to be sufficient in strength for the intended application.

3.03 FENCE INSTALLATION MAINTENANCE

When cutting/drilling rails or posts adhere to the following steps to seal the exposed steel surfaces; 1) Remove all metal shavings from cut area. 2) Apply zinc-rich primer to thoroughly cover cut edge and/or drilled hole; let dry. 3) Apply 2 coats of custom finish paint matching fence color. Failure to seal exposed surfaces per steps 1-3 above will negate warranty. Ameristar spray cans or paint pens shall be used to prime and finish exposed surfaces; it is recommended that paint pens be used to prevent overspray. Use of non-Ameristar parts or components will negate the manufacturers' warranty.

3.04 GATE INSTALLATION

Gate posts shall be spaced according to the manufacturers' gate drawings, dependent on standard out-to-out gate leaf dimensions and gate hardware selected. Type and quantity of gate hinges shall be based on the application; weight, height, and number of gate cycles. The manufacturers' gate drawings shall identify the necessary gate hardware required for the application. Gate hardware shall be provided by the manufacturer of the gate and shall be installed per manufacturer's recommendations.

3.05 CLEANING

The contractor shall clean the jobsite of excess materials; post-hole excavations shall be scattered uniformly away from posts.

Table 1 – Minimum Sizes for Montage Plus Posts

Fence Posts	Panel Height	
2-1/2" x 16 Ga.	Up to & Including 6' Height	
Gate Leaf	Gate Height	
	Up to & Including 4'	Over 4' Up to & Including 6'
Up to 4'	2-1/2" x 14 Ga.	3" x 12 Ga.
4'-1" to 6'	3" x 12 Ga.	3" x 12 Ga.
6'-1" to 8'	3" x 12 Ga.	4" x 11 Ga.

Table 2 – Coating Performance Requirements

Quality Characteristics	ASTM Test Method	Performance Requirements
Adhesion	D3359 - Method B	Adhesion (Retention of Coating) over 90% of test area (Tape and knife test)
Corrosion Resistance	B117, D714 & D1654	Corrosion Resistance over 1,500 hours (Scribed per D1654; failure mode is accumulation of 1/8" coating loss from scribe or medium #8 blisters).
Impact Resistance	D2794	Impact Resistance over 60 inch lb. (Forward impact using 0.625" ball).
Weathering Resistance	D822, D2244, D523 (60° Method)	Weathering Resistance over 1,000 hours (Failure mode is 60% loss of gloss or color variance of more than 3 delta-E color units).

Table 3 – Montage Plus - Post Spacing By Bracket Type

Span	For CLASSIC, GENESIS, MAJESTIC & WARRIOR 8' Nominal (91.95" Rail)						
	2-1/2"	2-1/2"	2-1/2"	3"	2-1/2"	3"	
Post Size	2-1/2"	2-1/2"	2-1/2"	3"	2-1/2"	3"	
Bracket Type	Montage Commercial Universal (BB112)	Montage Commercial Line Boulevard (BB114)	Montage Commercial Flat Mount (BB111)	Montage Commercial Swivel (BB113)*			
Post Settings +/- 1/2" O.C.	95-1/2"	95-1/2"	95-1/2"	96"	*95-1/2"	*96"	

Note: When using BB113 swivel brackets on either or both ends of a panel installation, care must be taken to ensure the spacing between post and adjoining pickets meets applicable codes. This will require trimming one or both ends of the panel.



1555 N. MINGO RD. TULSA, OKLAHOMA 74116
www.ameristarfence.com

MONTAGE PLUS ATF® WELDED ORNAMENTAL FENCE WARRANTY

AMERISTAR® Montage Plus ATF® Welded Ornamental Fences are manufactured from the highest quality materials by skilled craftsmen to meet the highest standards of workmanship in the industry. Galvanized steel framework is subjected to a multi-stage pretreatment/wash (with zinc phosphate), followed by a duplex cathodic electrocoat system consisting of any epoxy primer, which significantly increases corrosion protection, and an acrylic liquid topcoat, which provides the protection necessary to withstand adverse weathering effects.

The electrocoated surface on all Montage Plus ATF® Welded Ornamental panels, posts, and gates is guaranteed under normal and intended usage, against cracking, peeling, chipping, blistering or corroding commencing with the original purchase date and extending according to the applications defined in the table below. Normal and intended usage does not include physical damage, abrasion, or heavy salt spray exposure to the protective coating.

The following acts and/or omissions will void the subject warranty:

- Damage to the product caused by the property owner by use of landscape, gardening equipment, chemicals that may cause damage, and/or water sprinklers with high mineral content;
- Damage caused by adhesion of chicken wire or other similar substance to the product;
- Damage caused by allowing plant life of any sort to grow directly upon or in contact with any portion of the product or sap from trees;
- Any alteration to the product itself by the property owner including any on-site cutting or welding; and/or,
- Failure to follow any and all maintenance instructions provided by AMERISTAR at the time of sale to the original purchaser even if these instructions are not forwarded to the ultimate claimant under this warranty.
- When cutting Montage rails immediately seal the exposed surfaces by **1)** removing all metal shavings from cut area **2)** Apply zinc-rich primer to thoroughly cover cut edge and drilled hole; let dry **3)** Apply 2 coats of custom finish spray paint matching fence color. Failure to seal exposed surfaces per steps 1-3 above will negate warranty.
- If contractor uses non Ameristar parts/components this will negate the warranty.

AMERISTAR® Montage Plus ATF® Welded Ornamental Fences are also guaranteed for the same period of time against defects in workmanship or materials. Should any Montage Plus ATF® Welded Ornamental panel, post, or gate manufactured by Ameristar Fence Product fail in accordance with any of the above conditions, Ameristar Fence Products warrants to the original purchaser their redemption through replacement, renewal or issuance of a pro-rated credit. The choice of redemption method is solely at the discretion of Ameristar. If the pro-rated alternative is chosen, the amount will be based on the original cost of materials at the date of purchase multiplied by the appropriate time and exposure factor from the table below:

<i>Application</i>	<i>Length of Warranty</i>
<i>All Welded Steel Gates</i>	<i>1 Year</i>
<i>Fence Installations 0 to 1 Miles from Salt Water Coast Line</i>	<i>5 Years</i>
<i>Fence Installations 1 to 20 Miles from Salt Water Coast Line</i>	<i>10 Years</i>
<i>Fence Installations Over 20 Miles from Salt Water Coast Line</i>	<i>20 Years</i>

Note: Regardless of Location and Years in Service, evidence of historical salt spray exposure shall be considered as grounds to void any warranty obligations.

Notice of failure under the conditions of this warranty shall be sent to Ameristar Fence Products or its authorized representative, in writing, together with proof of purchase and shall specify the nature of the defect and when it was first observed as well as photographs of current site conditions. Should the fence be improperly installed, Ameristar Fence Products shall not be responsible for guaranteed performance or appearance of the material. Neither does this guarantee apply when failure or damage is due to improper use or application, abuse or misuse, salt spray exposure (see Table and Note), vandalism, or acts of God. Ameristar Fence Products reserves the right to inspect the material to determine validity of the claim.

Upon acceptance of the claim by Ameristar Fence Products or its authorized representative, redemption by replacement, renewal or issuance of a pro-rated credit shall be made by Ameristar Fence Products. Reimbursement for the cost of removal of existing material and the freight and installation of replacement material is not included in the guarantee, nor will Ameristar Fence Products provide those services.

The above constitutes the complete warranty by the manufacturer. No other agreement, written or implied, is valid. Ameristar Fence Products does not authorize any other person or agent to make any other express warranties. Ameristar Fence Products neither assumes nor authorizes any other person or agent to assume any other liability in connection with the Montage Plus ATF® Welded Ornamental Fence System.

PURCHASE DATE _____

DEALER SIGNATURE _____

AMERISTARFENCE.com
1555 N. MINGO RD. TULSA, OKLAHOMA 74116
www.ameristarfence.com

GATE SPECIFICATIONS

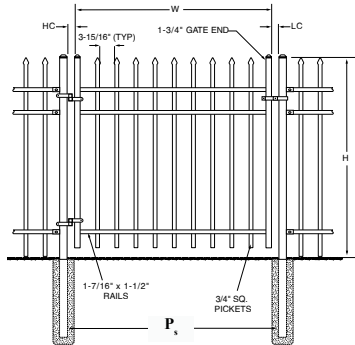
Construction Components for Nominal Gate Openings of 3-1/2' thru 8':

Gate Ends: 1-3/4" Sq. (14 Ga.) Steel
 Rails: 1-7/16" W x 1-1/2" H (14 Ga.) Steel
 Pickets: 3/4" Sq. (18 Ga.)

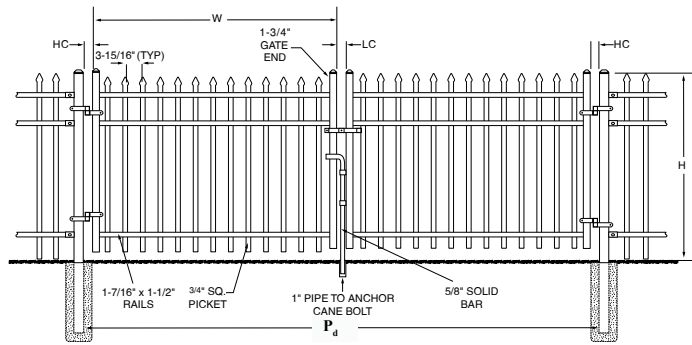
Construction Components for Nominal Gate Openings of 9' thru 16':

Gate Ends: 1-3/4" Sq. (14 Ga.) Steel
 Rails: 1-1/2" W x 1-1/2" H (14 Ga.) Steel
 Pickets: 3/4" Sq. (14 Ga.)
 (With gusset plates and cable kit)

GATE DRAWING DIMENSIONAL FORMAT



Order 1 Leaf For Single Swing Opening



Order 2 Leaves For Double Swing Opening

W = Outside To Outside Width of Finished Gate Leaf

H = Height; HC = Hinge Clearance; LC = Latch Clearance;

P_s = Gate Post Spacing (Inside-To-Inside) for Single Gate; P_d = Gate Post Spacing (Inside-To-Inside) for Double Gate

See Montage Plus ATF Specification on Page 2-9 for Montage Plus ATF Gate Post Recommendation

HARDWARE KITS & POST INTERSPACES FOR MONTAGE PLUS SINGLE SWING WELDED STEEL GATES							
NOMINAL GATE OPENING	3-1/2'	4'	5'	6'	7'	8'	
W = LEAF WIDTH	40"	49-1/2"	58-3/4"	68"	86-3/4"	95-1/2"	
FORK LATCH/BOX HINGE KITS #SGBSX25 OR #SGBSX3	HC	2"					
	LC	2"					
	P _s	44"	53-1/2"	62-3/4"	72"	90-3/4"	100-1/4"
AMERISTAR LOCK/BOX HINGE KIT #SGBSXA	HC	2"					
	LC	5/8"					
	P _s	42-5/8"	52-1/8"	61-3/8"	70-5/8"	89-3/8"	98-7/8"
POOL, PET & PLAY® SAFETY KIT #SL-WG	HC	3/4"					
	LC	3/4"					
	P _s	41-1/2"	51"	60-1/4"	69-1/2"	88-1/4"	97-3/4"
FORK LATCH / 180° HINGE KIT #SGBS133	HC	2-3/8"					
	LC	2"					
	P _s	44-3/8"	53-7/8"	63-1/8"	72-3/8"	91-1/8"	100-5/8"
AMERISTAR LOCK / 180° HINGE KIT #UGBS13A, UGBS14A OR UGBS16A	HC	2-3/8"					
	LC	5/8"					
	P _s	43"	52-1/2"	61-3/4"	71"	89-3/4"	99-1/4"
P _s (Gate Post Spacing (Inside-To-Inside) for Single Gate = HC (Hinge Clearance) + W (Out-To-Out Gate Width) + LC (Latch Clearance)							

HARDWARE KITS & POST INTERSPACES FOR MONTAGE PLUS DOUBLE SWING WELDED STEEL GATES							
NOMINAL GATE OPENING	7'	8'	10'	12'	14'	16'	
W = LEAF WIDTH	40"	49-1/2"	58-3/4"	68"	86-3/4"	95-1/2"	
FORK LATCH / BOX HINGE KIT #SGBDX	HC	2"					
	LC	2"					
	P _s	86"	105"	123-1/2"	142"	179-1/2"	197"
DOUBLE DRIVE LATCH / 180° HINGE KIT #UGBD14 OR #UGBD16	HC	2-3/8"					
	LC	3"					
	P _s	87-3/4"	106-3/4"	125-1/4"	143-3/4"	181-3/4"	198-1/4"
P _d (Gate Post Spacing (Inside-To-Inside) for Double Gate = 2 x HC (Hinge Clearance) + 2 x W (Out-To-Out Gate Width) + LC (Latch Clearance)							

MONTAGE PLUS ATF® SWING GATES



1-888-333-3422
FAX: 1-877-926-3747

2-Rail (Standard) (4" Air Gap)							
CLASSIC		GENESIS		MAJESTIC		WARRIOR	
(NOMINAL) GATE HEIGHT	(NOMINAL) GATE OPENING	(ACTUAL) GATE LEAF WIDTH	ITEM NUMBER	GATE WEIGHT	PICKET QTY	STOCKING STYLE/COLOR	
3' H	3-1/2'	40"	1W * X 234-42	27	7	N/A	
	4'	49-1/2"	1W * X 234-48	32	9	N/A	
	5'	58-3/4"	1W * X 234-60	36	11	N/A	
	6'	68"	1W * X 234-72	41	13	N/A	
	7'	86-3/4"	1W * X 234-84	49	17	N/A	
	8'	95-1/2"	1W * X 234-96	53	19	N/A	
	9'	105-1/2"	1W * X 234-108	93	21	N/A	
	10'	114-3/4"	1W * X 234-120	102	23	N/A	
	11'	133-1/2"	1W * X 234-132	115	27	N/A	
	12'	143"	1W * X 234-144	129	29	N/A	
	13'	152-1/4"	1W * X 234-156	140	31	N/A	
	14'	171"	1W * X 234-168	148	35	N/A	
15'	180-1/4"	1W * X 234-180	156	37	N/A		
16'	189-3/4"	1W * X 234-192	167	39	N/A		
3-1/2' H	3-1/2'	40"	1W * X 240-42	30	7	N/A	
	4'	49-1/2"	1W * X 240-48	36	9	N/A	
	5'	58-3/4"	1W * X 240-60	41	11	N/A	
	6'	68"	1W * X 240-72	46	13	N/A	
	7'	86-3/4"	1W * X 240-84	54	17	N/A	
	8'	95-1/2"	1W * X 240-96	73	19	N/A	
	9'	105-1/2"	1W * X 240-108	104	21	N/A	
	10'	114-3/4"	1W * X 240-120	113	23	N/A	
	11'	133-1/2"	1W * X 240-132	127	27	N/A	
	12'	143"	1W * X 240-144	142	29	N/A	
	13'	152-1/4"	1W * X 240-156	153	31	N/A	
	14'	171"	1W * X 240-168	162	35	N/A	
15'	180-1/4"	1W * X 240-180	171	37	N/A		
16'	189-3/4"	1W * X 240-192	182	39	N/A		
4' H	3-1/2'	40"	1W * X 246-42	37	7	N/A	
	4'	49-1/2"	1W * X 246-48	40	9	N/A	
	5'	58-3/4"	1W * X 246-60	49	11	N/A	
	6'	68"	1W * X 246-72	57	13	N/A	
	7'	86-3/4"	1W * X 246-84	63	17	N/A	
	8'	95-1/2"	1W * X 246-96	73	19	N/A	
	9'	105-1/2"	1W * X 246-108	110	21	N/A	
	10'	114-3/4"	1W * X 246-120	121	23	N/A	
	11'	133-1/2"	1W * X 246-132	138	27	N/A	
	12'	143"	1W * X 246-144	155	29	N/A	
	13'	152-1/4"	1W * X 246-156	166	31	N/A	
	14'	171"	1W * X 246-168	176	35	N/A	
15'	180-1/4"	1W * X 246-180	186	37	N/A		
16'	189-3/4"	1W * X 246-192	197	39	N/A		

STYLE SELECTION = * X = COLOR SELECTION

MAJESTIC = M B = BLACK
 CLASSIC = C N = BRONZE
 GENESIS = G
 WARRIOR = W

For additional strength: all gate leaves greater than 6 feet in width will have an intermediate center upright, gusset plates will be welded in all four corners, and the appropriate quantity of turnbuckle and cable kits will be included. Custom gate dimensions are available upon request, but incur a 10% engineering charge based on the nearest larger standard gate leaf.

MONTAGE PLUS ATF® SWING GATES

 **AMERISTARFENCE.COM**

1-888-333-3422
FAX: 1-877-926-3747

2-Rail (Standard) (4" Air Gap)



(NOMINAL) GATE HEIGHT	(NOMINAL) GATE OPENING	(ACTUAL) GATE LEAF WIDTH	ITEM NUMBER	GATE WEIGHT	PICKET QTY	STOCKING STYLE/COLOR
5' H	3-1/2'	40"	1W * X 258-42	46	7	N/A
	4'	49-1/2"	1W * X 258-48	49	9	N/A
	5'	58-3/4"	1W * X 258-60	59	11	N/A
	6'	68"	1W * X 258-72	69	13	N/A
	7'	86-3/4"	1W * X 258-84	75	17	N/A
	8'	95-1/2"	1W * X 258-96	88	19	N/A
	9'	105-1/2"	1W * X 258-108	127	21	N/A
	10'	114-3/4"	1W * X 258-120	140	23	N/A
	11'	133-1/2"	1W * X 258-132	161	27	N/A
	12'	143"	1W * X 258-144	181	29	N/A
	13'	152-1/4"	1W * X 258-156	192	31	N/A
	14'	171"	1W * X 258-168	204	35	N/A
15'	180-1/4"	1W * X 258-180	216	37	N/A	
16'	189-3/4"	1W * X 258-192	227	39	N/A	
6' H	3-1/2'	40"	1W * X 270-42	54	7	N/A
	4'	49-1/2"	1W * X 270-48	58	9	N/A
	5'	58-3/4"	1W * X 270-60	69	11	N/A
	6'	68"	1W * X 270-72	80	13	N/A
	7'	86-3/4"	1W * X 270-84	88	17	N/A
	8'	95-1/2"	1W * X 270-96	104	19	N/A
	9'	105-1/2"	1W * X 270-108	144	21	N/A
	10'	114-3/4"	1W * X 270-120	159	23	N/A
	11'	133-1/2"	1W * X 270-132	183	27	N/A
	12'	143"	1W * X 270-144	206	29	N/A
	13'	152-1/4"	1W * X 270-156	220	31	N/A
	14'	171"	1W * X 270-168	233	35	N/A
15'	180-1/4"	1W * X 270-180	246	37	N/A	
16'	189-3/4"	1W * X 270-192	258	39	N/A	

STYLE SELECTION = * X = COLOR SELECTION
 MAJESTIC = M B = BLACK
 CLASSIC = C N = BRONZE
 GENESIS = G
 WARRIOR = W


For additional strength; all gate leaves greater than 6 feet in width will have an intermediate center upright, gusset plates will be welded in all four corners, and the appropriate quantity of turnbuckle and cable kits will be included. Custom gate dimensions are available upon request, but incur a 10% engineering charge based on the nearest larger standard gate leaf.

MONTAGE PLUS ATF® SWING GATES



1-888-333-3422
FAX: 1-877-926-3747

2-Rail (Standard) (3" Air Gap)



(NOMINAL) GATE HEIGHT	(NOMINAL) GATE OPENING	(ACTUAL) GATE LEAF WIDTH	ITEM NUMBER	GATE WEIGHT	PICKET QTY	STOCKING STYLE/COLOR
3' H	3-1/2'	40"	1R $\frac{*}{X}$ 234-42	30	9	N/A
	4'	49-1/2"	1R $\frac{*}{X}$ 234-48	34	12	N/A
	5'	58-3/4"	1R $\frac{*}{X}$ 234-60	40	14	N/A
	6'	68"	1R $\frac{*}{X}$ 234-72	46	17	N/A
	7'	86-3/4"	1R $\frac{*}{X}$ 234-84	54	22	N/A
	8'	95-1/2"	1R $\frac{*}{X}$ 234-96	60	24	N/A
3-1/2' H	3-1/2'	40"	1R $\frac{*}{X}$ 240-42	34	9	N/A
	4'	49-1/2"	1R $\frac{*}{X}$ 240-48	39	12	N/A
	5'	58-3/4"	1R $\frac{*}{X}$ 240-60	46	14	N/A
	6'	68"	1R $\frac{*}{X}$ 240-72	52	17	N/A
	7'	86-3/4"	1R $\frac{*}{X}$ 240-84	61	22	N/A
	8'	95-1/2"	1R $\frac{*}{X}$ 240-96	68	24	N/A
4' H	3-1/2'	40"	1R $\frac{*}{X}$ 246-42	39	9	N/A
	4'	49-1/2"	1R $\frac{*}{X}$ 246-48	42	12	N/A
	5'	58-3/4"	1R $\frac{*}{X}$ 246-60	53	14	N/A
	6'	68"	1R $\frac{*}{X}$ 246-72	61	17	N/A
	7'	86-3/4"	1R $\frac{*}{X}$ 246-84	69	22	N/A
	8'	95-1/2"	1R $\frac{*}{X}$ 246-96	80	24	N/A
5' H	3-1/2'	40"	1R $\frac{*}{X}$ 258-42	48	9	N/A
	4'	49-1/2"	1R $\frac{*}{X}$ 258-48	51	12	N/A
	5'	58-3/4"	1R $\frac{*}{X}$ 258-60	64	14	N/A
	6'	68"	1R $\frac{*}{X}$ 258-72	74	17	N/A
	7'	86-3/4"	1R $\frac{*}{X}$ 258-84	83	22	N/A
	8'	95-1/2"	1R $\frac{*}{X}$ 258-96	97	24	N/A
6' H	3-1/2'	40"	1R $\frac{*}{X}$ 270-42	56	9	N/A
	4'	49-1/2"	1R $\frac{*}{X}$ 270-48	60	12	N/A
	5'	58-3/4"	1R $\frac{*}{X}$ 270-60	75	14	N/A
	6'	68"	1R $\frac{*}{X}$ 270-72	87	17	N/A
	7'	86-3/4"	1R $\frac{*}{X}$ 270-84	97	22	N/A
	8'	95-1/2"	1R $\frac{*}{X}$ 270-96	113	24	N/A

STYLE SELECTION = $\frac{*}{X}$ = COLOR SELECTION
 MAJESTIC = $\frac{M}{B}$ = BLACK
 CLASSIC = $\frac{C}{N}$ = BRONZE
 GENESIS = $\frac{G}{N/A}$
 WARRIOR = N/A IN 3" AIR GAP


For additional strength: all gate leaves greater than 6 feet in width will have an intermediate center upright, gusset plates will be welded in all four corners, and the appropriate quantity of turnbuckle and cable kits will be included. Custom gate dimensions are available upon request, but incur a 10% engineering charge based on the nearest larger standard gate leaf.

MONTAGE PLUS ATF® SWING GATES

 **AMERISTARFENCE.COM**

1-888-333-3422
FAX: 1-877-926-3747

2-Rail (Flush Bottom) (4" Air Gap)



(NOMINAL) GATE HEIGHT	(NOMINAL) GATE OPENING	(ACTUAL) GATE LEAF WIDTH	ITEM NUMBER	GATE WEIGHT	PICKET QTY	STOCKING STYLE/COLOR
3' H	3-1/2'	40"	1W * X 234F-42	27	7	N/A
	4'	49-1/2"	1W * X 234F-48	32	9	N/A
	5'	58-3/4"	1W * X 234F-60	36	11	N/A
	6'	68"	1W * X 234F-72	41	13	N/A
	7'	86-3/4"	1W * X 234F-84	49	17	N/A
	8'	95-1/2"	1W * X 234F-96	53	19	N/A
	9'	105-1/2"	1W * X 234F-108	93	21	N/A
	10'	114-3/4"	1W * X 234F-120	102	23	N/A
	11'	133-1/2"	1W * X 234F-132	115	27	N/A
	12'	143"	1W * X 234F-144	129	29	N/A
	13'	152-1/4"	1W * X 234F-156	140	31	N/A
	14'	171"	1W * X 234F-168	148	35	N/A
15'	180-1/4"	1W * X 234F-180	156	37	N/A	
16'	189-3/4"	1W * X 234F-192	167	39	N/A	
3-1/2' H	3-1/2'	40"	1W * X 240F-42	30	7	N/A
	4'	49-1/2"	1W * X 240F-48	36	9	N/A
	5'	58-3/4"	1W * X 240F-60	41	11	N/A
	6'	68"	1W * X 240F-72	46	13	N/A
	7'	86-3/4"	1W * X 240F-84	54	17	N/A
	8'	95-1/2"	1W * X 240F-96	73	19	N/A
	9'	105-1/2"	1W * X 240F-108	104	21	N/A
	10'	114-3/4"	1W * X 240F-120	113	23	N/A
	11'	133-1/2"	1W * X 240F-132	127	27	N/A
	12'	143"	1W * X 240F-144	142	29	N/A
	13'	152-1/4"	1W * X 240F-156	153	31	N/A
	14'	171"	1W * X 240F-168	162	35	N/A
15'	180-1/4"	1W * X 240F-180	171	37	N/A	
16'	189-3/4"	1W * X 240F-192	182	39	N/A	
4' H	3-1/2'	40"	1W * X 246F-42	37	7	N/A
	4'	49-1/2"	1W * X 246F-48	40	9	N/A
	5'	58-3/4"	1W * X 246F-60	49	11	N/A
	6'	68"	1W * X 246F-72	57	13	N/A
	7'	86-3/4"	1W * X 246F-84	63	17	N/A
	8'	95-1/2"	1W * X 246F-96	73	19	N/A
	9'	105-1/2"	1W * X 246F-108	110	21	N/A
	10'	114-3/4"	1W * X 246F-120	121	23	N/A
	11'	133-1/2"	1W * X 246F-132	138	27	N/A
	12'	143"	1W * X 246F-144	155	29	N/A
	13'	152-1/4"	1W * X 246F-156	166	31	N/A
	14'	171"	1W * X 246F-168	176	35	N/A
15'	180-1/4"	1W * X 246F-180	186	37	N/A	
16'	189-3/4"	1W * X 246F-192	197	39	N/A	

STYLE SELECTION = * X = COLOR SELECTION
 MAJESTIC = M B = BLACK
 CLASSIC = C N = BRONZE
 GENESIS = G
 WARRIOR = W


For additional strength; all gate leaves greater than 6 feet in width will have an intermediate center upright, gusset plates will be welded in all four corners, and the appropriate quantity of turnbuckle and cable kits will be included. Custom gate dimensions are available upon request, but incur a 10% engineering charge based on the nearest larger standard gate leaf.

MONTAGE PLUS ATF® SWING GATES



1-888-333-3422
FAX: 1-877-926-3747

2-Rail (Flush Bottom) (4" Air Gap)



(NOMINAL) GATE HEIGHT	(NOMINAL) GATE OPENING	(ACTUAL) GATE LEAF WIDTH	ITEM NUMBER	GATE WEIGHT	PICKET QTY	STOCKING STYLE/COLOR
5' H	3-1/2'	40"	1W <u> </u> <u> </u> X 258F-42	46	7	N/A
	4'	49-1/2"	1W <u> </u> <u> </u> X 258F-48	49	9	N/A
	5'	58-3/4"	1W <u> </u> <u> </u> X 258F-60	59	11	N/A
	6'	68"	1W <u> </u> <u> </u> X 258F-72	69	13	N/A
	7'	86-3/4"	1W <u> </u> <u> </u> X 258F-84	75	17	N/A
	8'	95-1/2"	1W <u> </u> <u> </u> X 258F-96	88	19	N/A
	9'	105-1/2"	1W <u> </u> <u> </u> X 258F-108	127	21	N/A
	10'	114-3/4"	1W <u> </u> <u> </u> X 258F-120	140	23	N/A
	11'	133-1/2"	1W <u> </u> <u> </u> X 258F-132	161	27	N/A
	12'	143"	1W <u> </u> <u> </u> X 258F-144	181	29	N/A
	13'	152-1/4"	1W <u> </u> <u> </u> X 258F-156	192	31	N/A
	14'	171"	1W <u> </u> <u> </u> X 258F-168	204	35	N/A
15'	180-1/4"	1W <u> </u> <u> </u> X 258F-180	216	37	N/A	
16'	189-3/4"	1W <u> </u> <u> </u> X 258F-192	227	39	N/A	
6' H	3-1/2'	40"	1W <u> </u> <u> </u> X 270F-42	54	7	N/A
	4'	49-1/2"	1W <u> </u> <u> </u> X 270F-48	58	9	N/A
	5'	58-3/4"	1W <u> </u> <u> </u> X 270F-60	69	11	N/A
	6'	68"	1W <u> </u> <u> </u> X 270F-72	80	13	N/A
	7'	86-3/4"	1W <u> </u> <u> </u> X 270F-84	88	17	N/A
	8'	95-1/2"	1W <u> </u> <u> </u> X 270F-96	104	19	N/A
	9'	105-1/2"	1W <u> </u> <u> </u> X 270F-108	144	21	N/A
	10'	114-3/4"	1W <u> </u> <u> </u> X 270F-120	159	23	N/A
	11'	133-1/2"	1W <u> </u> <u> </u> X 270F-132	183	27	N/A
	12'	143"	1W <u> </u> <u> </u> X 270F-144	206	29	N/A
	13'	152-1/4"	1W <u> </u> <u> </u> X 270F-156	220	31	N/A
	14'	171"	1W <u> </u> <u> </u> X 270F-168	233	35	N/A
15'	180-1/4"	1W <u> </u> <u> </u> X 270F-180	246	37	N/A	
16'	189-3/4"	1W <u> </u> <u> </u> X 270F-192	258	39	N/A	

STYLE SELECTION = X = COLOR SELECTION
 MAJESTIC = M B = BLACK
 CLASSIC = C N = BRONZE
 GENESIS = G
 WARRIOR = W


For additional strength; all gate leaves greater than 6 feet in width will have an intermediate center upright, gusset plates will be welded in all four corners, and the appropriate quantity of turnbuckle and cable kits will be included. Custom gate dimensions are available upon request, but incur a 10% engineering charge based on the nearest larger standard gate leaf.

MONTAGE PLUS ATF® SWING GATES

 AMERISTARFENCE.COM

1-888-333-3422
FAX: 1-877-926-3747

2-Rail (Flush Bottom) (3" Air Gap)



(NOMINAL) GATE HEIGHT	(NOMINAL) GATE OPENING	(ACTUAL) GATE LEAF WIDTH	ITEM NUMBER	GATE WEIGHT	PICKET QTY	STOCKING STYLE/COLOR
3' H	3-1/2'	40"	1R * X 234F-42	30	9	N/A
	4'	49-1/2"	1R * X 234F-48	34	12	N/A
	5'	58-3/4"	1R * X 234F-60	40	14	N/A
	6'	68"	1R * X 234F-72	46	17	N/A
	7'	86-3/4"	1R * X 234F-84	54	22	N/A
	8'	95-1/2"	1R * X 234F-96	60	24	N/A
3-1/2' H	3-1/2'	40"	1R * X 240F-42	34	9	N/A
	4'	49-1/2"	1R * X 240F-48	39	12	N/A
	5'	58-3/4"	1R * X 240F-60	46	14	N/A
	6'	68"	1R * X 240F-72	52	17	N/A
	7'	86-3/4"	1R * X 240F-84	61	22	N/A
	8'	95-1/2"	1R * X 240F-96	68	24	N/A
4' H	3-1/2'	40"	1R * X 246F-42	39	9	N/A
	4'	49-1/2"	1R * X 246F-48	42	12	N/A
	5'	58-3/4"	1R * X 246F-60	53	14	N/A
	6'	68"	1R * X 246F-72	61	17	N/A
	7'	86-3/4"	1R * X 246F-84	69	22	N/A
	8'	95-1/2"	1R * X 246F-96	80	24	N/A
5' H	3-1/2'	40"	1R * X 258F-42	48	9	N/A
	4'	49-1/2"	1R * X 258F-48	51	12	N/A
	5'	58-3/4"	1R * X 258F-60	64	14	N/A
	6'	68"	1R * X 258F-72	74	17	N/A
	7'	86-3/4"	1R * X 258F-84	83	22	N/A
	8'	95-1/2"	1R * X 258F-96	97	24	N/A
6' H	3-1/2'	40"	1R * X 270F-42	56	9	N/A
	4'	49-1/2"	1R * X 270F-48	60	12	N/A
	5'	58-3/4"	1R * X 270F-60	75	14	N/A
	6'	68"	1R * X 270F-72	87	17	N/A
	7'	86-3/4"	1R * X 270F-84	97	22	N/A
	8'	95-1/2"	1R * X 270F-96	113	24	N/A

STYLE SELECTION = * X = COLOR SELECTION

MAJESTIC = M B = BLACK
 CLASSIC = C N = BRONZE
 GENESIS = G
 WARRIOR = N/A IN 3" AIR GAP

For additional strength; all gate leaves greater than 6 feet in width will have an intermediate center upright, gusset plates will be welded in all four corners, and the appropriate quantity of turnbuckle and cable kits will be included. Custom gate dimensions are available upon request, but incur a 10% engineering charge based on the nearest larger standard gate leaf.

MONTAGE PLUS ATF® SWING GATES



1-888-333-3422
FAX: 1-877-926-3747

3-Rail (Standard) (4" Air Gap)							
CLASSIC		GENESIS		MAJESTIC		WARRIOR	
(NOMINAL) GATE HEIGHT	(NOMINAL) GATE OPENING	(ACTUAL) GATE LEAF WIDTH	ITEM NUMBER	GATE WEIGHT	PICKET QTY	STOCKING STYLE/COLOR	
3' H	3-1/2'	40"	1W <u> </u> <u> </u> X 334-42	30	7	N/A	
	4'	49-1/2"	1W <u> </u> <u> </u> X 334-48	36	9	N/A	
	5'	58-3/4"	1W <u> </u> <u> </u> X 334-60	41	11	N/A	
	6'	68"	1W <u> </u> <u> </u> X 334-72	47	13	N/A	
	7'	86-3/4"	1W <u> </u> <u> </u> X 334-84	57	17	N/A	
	8'	95-1/2"	1W <u> </u> <u> </u> X 334-96	62	19	N/A	
	9'	105-1/2"	1W <u> </u> <u> </u> X 334-108	100	21	N/A	
	10'	114-3/4"	1W <u> </u> <u> </u> X 334-120	123	23	N/A	
	11'	133-1/2"	1W <u> </u> <u> </u> X 334-132	138	27	N/A	
	12'	143"	1W <u> </u> <u> </u> X 334-144	153	29	N/A	
	13'	152-1/4"	1W <u> </u> <u> </u> X 334-156	164	31	N/A	
	14'	171"	1W <u> </u> <u> </u> X 334-168	176	35	N/A	
15'	180-1/4"	1W <u> </u> <u> </u> X 334-180	189	37	N/A		
16'	189-3/4"	1W <u> </u> <u> </u> X 334-192	202	39	N/A		
3-1/2' H	3-1/2'	40"	1W <u> </u> <u> </u> X 340-42	34	7	N/A	
	4'	49-1/2"	1W <u> </u> <u> </u> X 340-48	40	9	N/A	
	5'	58-3/4"	1W <u> </u> <u> </u> X 340-60	46	11	N/A	
	6'	68"	1W <u> </u> <u> </u> X 340-72	47	13	N/A	
	7'	86-3/4"	1W <u> </u> <u> </u> X 340-84	62	17	N/A	
	8'	95-1/2"	1W <u> </u> <u> </u> X 340-96	68	19	N/A	
	9'	105-1/2"	1W <u> </u> <u> </u> X 340-108	115	21	N/A	
	10'	114-3/4"	1W <u> </u> <u> </u> X 340-120	133	23	N/A	
	11'	133-1/2"	1W <u> </u> <u> </u> X 340-132	150	27	N/A	
	12'	143"	1W <u> </u> <u> </u> X 340-144	167	29	N/A	
	13'	152-1/4"	1W <u> </u> <u> </u> X 340-156	179	31	N/A	
	14'	171"	1W <u> </u> <u> </u> X 340-168	191	35	N/A	
15'	180-1/4"	1W <u> </u> <u> </u> X 340-180	204	37	N/A		
16'	189-3/4"	1W <u> </u> <u> </u> X 340-192	217	39	N/A		
4' H	3-1/2'	40"	1W <u> </u> <u> </u> X 346-42	41	7	N/A	
	4'	49-1/2"	1W <u> </u> <u> </u> X 346-48	44	9	MAJ/BLK	
	5'	58-3/4"	1W <u> </u> <u> </u> X 346-60	54	11	N/A	
	6'	68"	1W <u> </u> <u> </u> X 346-72	63	13	N/A	
	7'	86-3/4"	1W <u> </u> <u> </u> X 346-84	70	17	N/A	
	8'	95-1/2"	1W <u> </u> <u> </u> X 346-96	82	19	N/A	
	9'	105-1/2"	1W <u> </u> <u> </u> X 346-108	130	21	N/A	
	10'	114-3/4"	1W <u> </u> <u> </u> X 346-120	143	23	N/A	
	11'	133-1/2"	1W <u> </u> <u> </u> X 346-132	162	27	N/A	
	12'	143"	1W <u> </u> <u> </u> X 346-144	181	29	N/A	
	13'	152-1/4"	1W <u> </u> <u> </u> X 346-156	194	31	N/A	
	14'	171"	1W <u> </u> <u> </u> X 346-168	206	35	N/A	
15'	180-1/4"	1W <u> </u> <u> </u> X 346-180	219	37	N/A		
16'	189-3/4"	1W <u> </u> <u> </u> X 346-192	232	39	N/A		

STYLE SELECTION = X = COLOR SELECTION

MAJESTIC = M B = BLACK
 CLASSIC = C N = BRONZE
 GENESIS = G
 WARRIOR = W

For additional strength; all gate leaves greater than 6 feet in width will have an intermediate center upright, gusset plates will be welded in all four corners, and the appropriate quantity of turnbuckle and cable kits will be included. Custom gate dimensions are available upon request, but incur a 10% engineering charge based on the nearest larger standard gate leaf.

MONTAGE PLUS ATF® SWING GATES

 AMERISTARFENCE.COM

1-888-333-3422
FAX: 1-877-926-3747

3-Rail (Standard) (4" Air Gap)



(NOMINAL) GATE HEIGHT	(NOMINAL) GATE OPENING	(ACTUAL) GATE LEAF WIDTH	ITEM NUMBER	GATE WEIGHT	PICKET QTY	STOCKING STYLE/COLOR
5' H	3-1/2'	40"	1W * X 358-42	49	7	N/A
	4'	49-1/2"	1W * X 358-48	53	9	N/A
	5'	58-3/4"	1W * X 358-60	64	11	N/A
	6'	68"	1W * X 358-72	74	13	N/A
	7'	86-3/4"	1W * X 358-84	82	17	N/A
	8'	95-1/2"	1W * X 358-96	97	19	N/A
	9'	105-1/2"	1W * X 358-108	159	21	N/A
	10'	114-3/4"	1W * X 358-120	162	23	N/A
	11'	133-1/2"	1W * X 358-132	185	27	N/A
	12'	143"	1W * X 358-144	208	29	N/A
	13'	152-1/4"	1W * X 358-156	222	31	N/A
	14'	171"	1W * X 358-168	235	35	N/A
	15'	180-1/4"	1W * X 358-180	249	37	N/A
16'	189-3/4"	1W * X 358-192	262	39	N/A	
6' H	3-1/2'	40"	1W * X 370-42	57	7	N/A
	4'	49-1/2"	1W * X 370-48	62	9	MAJ, GEN/BLK
	5'	58-3/4"	1W * X 370-60	74	11	MAJ/BLK
	6'	68"	1W * X 370-72	87	13	N/A
	7'	86-3/4"	1W * X 370-84	95	17	N/A
	8'	95-1/2"	1W * X 370-96	112	19	N/A
	9'	105-1/2"	1W * X 370-108	161	21	N/A
	10'	114-3/4"	1W * X 370-120	181	23	N/A
	11'	133-1/2"	1W * X 370-132	207	27	N/A
	12'	143"	1W * X 370-144	233	29	N/A
	13'	152-1/4"	1W * X 370-156	248	31	N/A
	14'	171"	1W * X 370-168	263	35	N/A
	15'	180-1/4"	1W * X 370-180	279	37	N/A
16'	189-3/4"	1W * X 370-192	294	39	N/A	

STYLE SELECTION = * X = COLOR SELECTION

MAJESTIC = M B = BLACK
 CLASSIC = C N = BRONZE
 GENESIS = G
 WARRIOR = W



For additional strength; all gate leaves greater than 6 feet in width will have an intermediate center upright, gusset plates will be welded in all four corners, and the appropriate quantity of turnbuckle and cable kits will be included. Custom gate dimensions are available upon request, but incur a 10% engineering charge based on the nearest larger standard gate leaf.

MONTAGE PLUS ATF® SWING GATES



1-888-333-3422
FAX: 1-877-926-3747

3-Rail (Standard) (3" Air Gap) GENESIS



(NOMINAL) GATE HEIGHT	(NOMINAL) GATE OPENING	(ACTUAL) GATE LEAF WIDTH	ITEM NUMBER	GATE WEIGHT	PICKET QTY	STOCKING STYLE/COLOR
3' H	3-1/2'	40"	1R $\frac{*}{X}$ 334-42	33	9	N/A
	4'	49-1/2"	1R $\frac{*}{X}$ 334-48	35	12	N/A
	5'	58-3/4"	1R $\frac{*}{X}$ 334-60	46	14	N/A
	6'	68"	1R $\frac{*}{X}$ 334-72	53	17	N/A
	7'	86-3/4"	1R $\frac{*}{X}$ 334-84	62	22	N/A
	8'	95-1/2"	1R $\frac{*}{X}$ 334-96	69	24	N/A
3-1/2' H	3-1/2'	40"	1R $\frac{*}{X}$ 340-42	37	9	N/A
	4'	49-1/2"	1R $\frac{*}{X}$ 340-48	39	12	N/A
	5'	58-3/4"	1R $\frac{*}{X}$ 340-60	51	14	N/A
	6'	68"	1R $\frac{*}{X}$ 340-72	59	17	N/A
	7'	86-3/4"	1R $\frac{*}{X}$ 340-84	69	22	N/A
	8'	95-1/2"	1R $\frac{*}{X}$ 340-96	77	24	N/A
4' H	3-1/2'	40"	1R $\frac{*}{X}$ 346-42	43	9	N/A
	4'	49-1/2"	1R $\frac{*}{X}$ 346-48	47	12	N/A
	5'	58-3/4"	1R $\frac{*}{X}$ 346-60	58	14	N/A
	6'	68"	1R $\frac{*}{X}$ 346-72	67	17	N/A
	7'	86-3/4"	1R $\frac{*}{X}$ 346-84	76	22	N/A
	8'	95-1/2"	1R $\frac{*}{X}$ 346-96	88	24	N/A
5' H	3-1/2'	40"	1R $\frac{*}{X}$ 358-42	51	9	N/A
	4'	49-1/2"	1R $\frac{*}{X}$ 358-48	55	12	N/A
	5'	58-3/4"	1R $\frac{*}{X}$ 358-60	69	14	N/A
	6'	68"	1R $\frac{*}{X}$ 358-72	80	17	N/A
	7'	86-3/4"	1R $\frac{*}{X}$ 358-84	90	22	N/A
	8'	95-1/2"	1R $\frac{*}{X}$ 358-96	105	24	N/A
6' H	3-1/2'	40"	1R $\frac{*}{X}$ 370-42	60	9	N/A
	4'	49-1/2"	1R $\frac{*}{X}$ 370-48	64	12	N/A
	5'	58-3/4"	1R $\frac{*}{X}$ 370-60	80	14	N/A
	6'	68"	1R $\frac{*}{X}$ 370-72	93	17	N/A
	7'	86-3/4"	1R $\frac{*}{X}$ 370-84	104	22	N/A
	8'	95-1/2"	1R $\frac{*}{X}$ 370-96	118	24	N/A

STYLE SELECTION = * X = COLOR SELECTION
 MAJESTIC = M B = BLACK
 CLASSIC = C N = BRONZE
 GENESIS = G
 WARRIOR = N/A IN 3" AIR GAP



For additional strength; all gate leaves greater than 6 feet in width will have an intermediate center upright, gusset plates will be welded in all four corners, and the appropriate quantity of turnbuckle and cable kits will be included. Custom gate dimensions are available upon request, but incur a 10% engineering charge based on the nearest larger standard gate leaf.

MONTAGE PLUS ATF® SWING GATES

 **AMERISTARFENCE.COM**

1-888-333-3422
FAX: 1-877-926-3747

3-Rail (Flush Bottom) (4" Air Gap)



(NOMINAL) GATE HEIGHT	(NOMINAL) GATE OPENING	(ACTUAL) GATE LEAF WIDTH	ITEM NUMBER	GATE WEIGHT	PICKET QTY	STOCKING STYLE/COLOR
3' H	3-1/2'	40"	1W <u> </u> <u> </u> X 334F-42	60	7	N/A
	4'	49-1/2"	1W <u> </u> <u> </u> X 334F-48	36	9	N/A
	5'	58-3/4"	1W <u> </u> <u> </u> X 334F-60	41	11	N/A
	6'	68"	1W <u> </u> <u> </u> X 334F-72	47	13	N/A
	7'	86-3/4"	1W <u> </u> <u> </u> X 334F-84	57	17	N/A
	8'	95-1/2"	1W <u> </u> <u> </u> X 334F-96	62	19	N/A
	9'	105-1/2"	1W <u> </u> <u> </u> X 334F-108	100	21	N/A
	10'	114-3/4"	1W <u> </u> <u> </u> X 334F-120	123	23	N/A
	11'	133-1/2"	1W <u> </u> <u> </u> X 334F-132	138	27	N/A
	12'	143"	1W <u> </u> <u> </u> X 334F-144	153	29	N/A
	13'	152-1/4"	1W <u> </u> <u> </u> X 334F-156	164	31	N/A
	14'	171"	1W <u> </u> <u> </u> X 334F-168	176	35	N/A
3-1/2' H	3-1/2'	40"	1W <u> </u> <u> </u> X 340F-42	34	7	N/A
	4'	49-1/2"	1W <u> </u> <u> </u> X 340F-48	40	9	N/A
	5'	58-3/4"	1W <u> </u> <u> </u> X 340F-60	46	11	N/A
	6'	68"	1W <u> </u> <u> </u> X 340F-72	47	13	N/A
	7'	86-3/4"	1W <u> </u> <u> </u> X 340F-84	62	17	N/A
	8'	95-1/2"	1W <u> </u> <u> </u> X 340F-96	68	19	N/A
	9'	105-1/2"	1W <u> </u> <u> </u> X 340F-108	115	21	N/A
	10'	114-3/4"	1W <u> </u> <u> </u> X 340F-120	133	23	N/A
	11'	133-1/2"	1W <u> </u> <u> </u> X 340F-132	150	27	N/A
	12'	143"	1W <u> </u> <u> </u> X 340F-144	167	29	N/A
	13'	152-1/4"	1W <u> </u> <u> </u> X 340F-156	179	31	N/A
	14'	171"	1W <u> </u> <u> </u> X 340F-168	191	35	N/A
4' H	3-1/2'	40"	1W <u> </u> <u> </u> X 346F-42	41	7	N/A
	4'	49-1/2"	1W <u> </u> <u> </u> X 346F-48	44	9	N/A
	5'	58-3/4"	1W <u> </u> <u> </u> X 346F-60	54	11	N/A
	6'	68"	1W <u> </u> <u> </u> X 346F-72	63	13	N/A
	7'	86-3/4"	1W <u> </u> <u> </u> X 346F-84	70	17	N/A
	8'	95-1/2"	1W <u> </u> <u> </u> X 346F-96	82	19	N/A
	9'	105-1/2"	1W <u> </u> <u> </u> X 346F-108	130	21	N/A
	10'	114-3/4"	1W <u> </u> <u> </u> X 346F-120	143	23	N/A
	11'	133-1/2"	1W <u> </u> <u> </u> X 346F-132	162	27	N/A
	12'	143"	1W <u> </u> <u> </u> X 346F-144	181	29	N/A
	13'	152-1/4"	1W <u> </u> <u> </u> X 346F-156	194	31	N/A
	14'	171"	1W <u> </u> <u> </u> X 346F-168	206	35	N/A
15'	180-1/4"	1W <u> </u> <u> </u> X 346F-180	219	37	N/A	
16'	189-3/4"	1W <u> </u> <u> </u> X 346F-192	232	39	N/A	





STYLE SELECTION = * X = COLOR SELECTION
 MAJESTIC = M B = BLACK
 CLASSIC = C N = BRONZE
 GENESIS = G
 WARRIOR = W

For additional strength; all gate leaves greater than 6 feet in width will have an intermediate center upright, gusset plates will be welded in all four corners, and the appropriate quantity of turnbuckle and cable kits will be included. Custom gate dimensions are available upon request, but incur a 10% engineering charge based on the nearest larger standard gate leaf.

MONTAGE PLUS ATF® SWING GATES



1-888-333-3422
FAX: 1-877-926-3747

3-Rail (Flush Bottom) (4" Air Gap)							
CLASSIC		GENESIS		MAJESTIC		WARRIOR	
							
(NOMINAL) GATE HEIGHT	(NOMINAL) GATE OPENING	(ACTUAL) GATE LEAF WIDTH	ITEM NUMBER	GATE WEIGHT	PICKET QTY	STOCKING STYLE/COLOR	
4-1/2' H (ONLY AVAILABLE IN MAJESTIC)	3-1/2'	40"	1W M <u>X</u> 354F-42	47	7	N/A	
	4'	49-1/2"	1W M <u>X</u> 354F-48	51	9	N/A	
	5'	58-3/4"	1W M <u>X</u> 354F-60	62	11	N/A	
	6'	68"	1W M <u>X</u> 354F-72	72	13	N/A	
	7'	86-3/4"	1W M <u>X</u> 354F-84	80	17	N/A	
	8'	95-1/2"	1W M <u>X</u> 354F-96	95	19	N/A	
	9'	105-1/2"	1W M <u>X</u> 354F-108	147	21	N/A	
	10'	114-3/4"	1W M <u>X</u> 354F-120	155	23	N/A	
	11'	133-1/2"	1W M <u>X</u> 354F-132	176	27	N/A	
	12'	143"	1W M <u>X</u> 354F-144	197	29	N/A	
	13'	152-1/4"	1W M <u>X</u> 354F-156	210	31	N/A	
	14'	171"	1W M <u>X</u> 354F-168	223	35	N/A	
5' H	3-1/2'	40"	1W <u>*</u> <u>X</u> 358F-42	49	7	N/A	
	4'	49-1/2"	1W <u>*</u> <u>X</u> 358F-48	53	9	N/A	
	5'	58-3/4"	1W <u>*</u> <u>X</u> 358F-60	64	11	N/A	
	6'	68"	1W <u>*</u> <u>X</u> 358F-72	74	13	N/A	
	7'	86-3/4"	1W <u>*</u> <u>X</u> 358F-84	82	17	N/A	
	8'	95-1/2"	1W <u>*</u> <u>X</u> 358F-96	97	19	N/A	
	9'	105-1/2"	1W <u>*</u> <u>X</u> 358F-108	159	21	N/A	
	10'	114-3/4"	1W <u>*</u> <u>X</u> 358F-120	162	23	N/A	
	11'	133-1/2"	1W <u>*</u> <u>X</u> 358F-132	185	27	N/A	
	12'	143"	1W <u>*</u> <u>X</u> 358F-144	208	29	N/A	
	13'	152-1/4"	1W <u>*</u> <u>X</u> 358F-156	222	31	N/A	
	14'	171"	1W <u>*</u> <u>X</u> 358F-168	235	35	N/A	
6' H	3-1/2'	40"	1W <u>*</u> <u>X</u> 370F-42	57	7	N/A	
	4'	49-1/2"	1W <u>*</u> <u>X</u> 370F-48	62	9	N/A	
	5'	58-3/4"	1W <u>*</u> <u>X</u> 370F-60	74	11	N/A	
	6'	68"	1W <u>*</u> <u>X</u> 370F-72	87	13	N/A	
	7'	86-3/4"	1W <u>*</u> <u>X</u> 370F-84	95	17	N/A	
	8'	95-1/2"	1W <u>*</u> <u>X</u> 370F-96	112	19	N/A	
	9'	105-1/2"	1W <u>*</u> <u>X</u> 370F-108	161	21	N/A	
	10'	114-3/4"	1W <u>*</u> <u>X</u> 370F-120	181	23	N/A	
	11'	133-1/2"	1W <u>*</u> <u>X</u> 370F-132	207	27	N/A	
	12'	143"	1W <u>*</u> <u>X</u> 370F-144	233	29	N/A	
	13'	152-1/4"	1W <u>*</u> <u>X</u> 370F-156	248	31	N/A	
	14'	171"	1W <u>*</u> <u>X</u> 370F-168	263	35	N/A	
15'	180-1/4"	1W <u>*</u> <u>X</u> 370F-180	279	37	N/A		
16'	189-3/4"	1W <u>*</u> <u>X</u> 370F-192	294	39	N/A		

STYLE SELECTION = * X = COLOR SELECTION
 MAJESTIC = M B = BLACK
 CLASSIC = C N = BRONZE
 GENESIS = G
 WARRIOR = W



For additional strength; all gate leaves greater than 6 feet in width will have an intermediate center upright, gusset plates will be welded in all four corners, and the appropriate quantity of turnbuckle and cable kits will be included. Custom gate dimensions are available upon request, but incur a 10% engineering charge based on the nearest larger standard gate leaf.

MONTAGE PLUS ATF® SWING GATES

 **AMERISTARFENCE.COM**

1-888-333-3422
FAX: 1-877-926-3747

3-Rail (Flush Bottom) (3" Air Gap)




(NOMINAL) GATE HEIGHT	(NOMINAL) GATE OPENING	(ACTUAL) GATE LEAF WIDTH	ITEM NUMBER	GATE WEIGHT	PICKET QTY	STOCKING STYLE/COLOR
3' H	3-1/2'	40"	1R * X 334F-42	33	9	N/A
	4'	49-1/2"	1R * X 334F-48	35	12	N/A
	5'	58-3/4"	1R * X 334F-60	46	14	N/A
	6'	68"	1R * X 334F-72	53	17	N/A
	7'	86-3/4"	1R * X 334F-84	62	22	N/A
	8'	95-1/2"	1R * X 334F-96	69	24	N/A
3-1/2' H	3-1/2'	40"	1R * X 340F-42	37	9	N/A
	4'	49-1/2"	1R * X 340F-48	39	12	N/A
	5'	58-3/4"	1R * X 340F-60	51	14	N/A
	6'	68"	1R * X 340F-72	59	17	N/A
	7'	86-3/4"	1R * X 340F-84	69	22	N/A
	8'	95-1/2"	1R * X 340F-96	77	24	N/A
4' H	3-1/2'	40"	1R * X 346F-42	43	9	N/A
	4'	49-1/2"	1R * X 346F-48	47	12	N/A
	5'	58-3/4"	1R * X 346F-60	58	14	N/A
	6'	68"	1R * X 346F-72	67	17	N/A
	7'	86-3/4"	1R * X 346F-84	76	22	N/A
	8'	95-1/2"	1R * X 346F-96	88	24	N/A
4-1/2' H (ONLY AVAILABLE IN MAJESTIC)	3-1/2'	40"	1R M X 354F-42	49	9	N/A
	4'	49-1/2"	1R M X 354F-48	53	12	N/A
	5'	58-3/4"	1R M X 354F-60	67	14	N/A
	6'	68"	1R M X 354F-72	78	17	N/A
	7'	86-3/4"	1R M X 354F-84	88	22	N/A
	8'	95-1/2"	1R M X 354F-96	103	24	N/A
5' H	3-1/2'	40"	1R * X 358F-42	51	9	N/A
	4'	49-1/2"	1R * X 358F-48	55	12	N/A
	5'	58-3/4"	1R * X 358F-60	69	14	N/A
	6'	68"	1R * X 358F-72	80	17	N/A
	7'	86-3/4"	1R * X 358F-84	90	22	N/A
	8'	95-1/2"	1R * X 358F-96	105	24	N/A
6' H	3-1/2'	40"	1R * X 370F-42	60	9	N/A
	4'	49-1/2"	1R * X 370F-48	64	12	N/A
	5'	58-3/4"	1R * X 370F-60	80	14	N/A
	6'	68"	1R * X 370F-72	93	17	N/A
	7'	86-3/4"	1R * X 370F-84	104	22	N/A
	8'	95-1/2"	1R * X 370F-96	118	24	N/A

STYLE SELECTION = * X = COLOR SELECTION

MAJESTIC = M B = BLACK
 CLASSIC = C N = BRONZE
 GENESIS = G
 WARRIOR = N/A IN 3" AIR GAP

For additional strength; all gate leaves greater than 6 feet in width will have an intermediate center upright, gusset plates will be welded in all four corners, and the appropriate quantity of turnbuckle and cable kits will be included. Custom gate dimensions are available upon request, but incur a 10% engineering charge based on the nearest larger standard gate leaf.

GATE ENDS

ITEM DESCRIPTION	PART NUMBER / COLOR		LENGTH	BOX QTY	WT. EA.
	BLACK	BRONZE			
1-3/4" Sq. x 14 Ga. Steel Gate End 	1HB234	1HN234	34"	8	5.25
	1HB240	1HN240	40"	8	6.15
	1HB246	1HN246	46"	8	6.50
	1HB258	1HN258	58"	8	8.50
	1HB270	1HN270	70"	8	10.50
	1HB282	1HN282	82"	8	12.25
	1HB294	1HN294	94"	8	14.00
	NOTE: Gate Ends are supplied with 1-3/4" Sq. Pressed Steel caps. NOTE: Gates fabricated by welding of gate ends to panel remnants are excluded from the Montage/Montage Plus warranty.				

GATE HARDWARE KITS

Gate Hardware Kits are located in the Ornamental Gate Hardware Section.